



400mW SOD-123 SURFACE MOUNT
Very Small Outline Flat Lead Plastic Package
Schottky Barrier Diode

Green Product



SOD-123 Flat Lead



Absolute Maximum Ratings $T_A = 25^\circ\text{C}$ unless otherwise noted

Symbol	Parameter	Value	Units
P_D	Power Dissipation	400	mW
T_{STG}	Storage Temperature Range	-65 to +125	$^\circ\text{C}$
T_J	Operating Junction Temperature	+125	$^\circ\text{C}$
V_{RM}	Repetitive Peak Reverse Voltage	SD103AW	40
		SD103BW	30
		SD103CW	20
$I_{F(AV)}$	Average Forward Rectified Current	200	mA

These ratings are limiting values above which the serviceability of the diode may be impaired.

Specification Features:

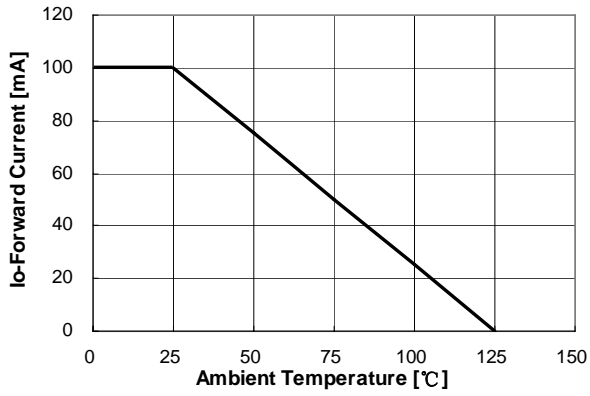
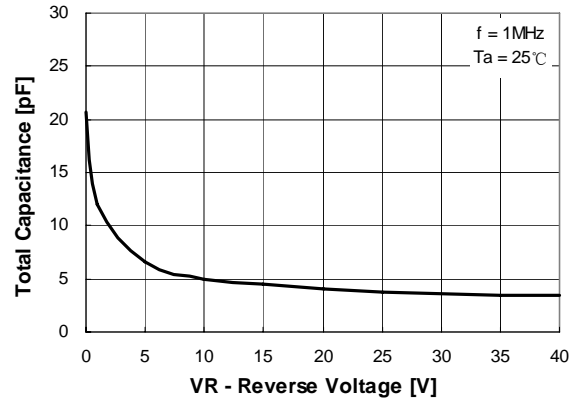
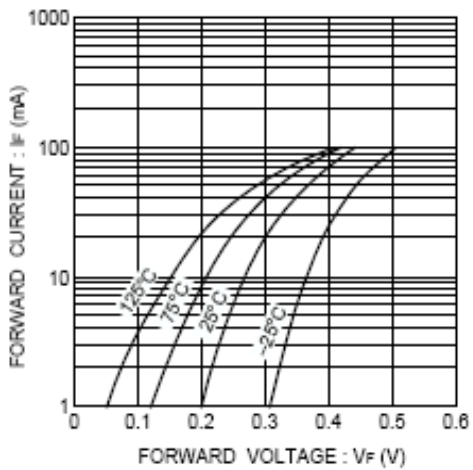
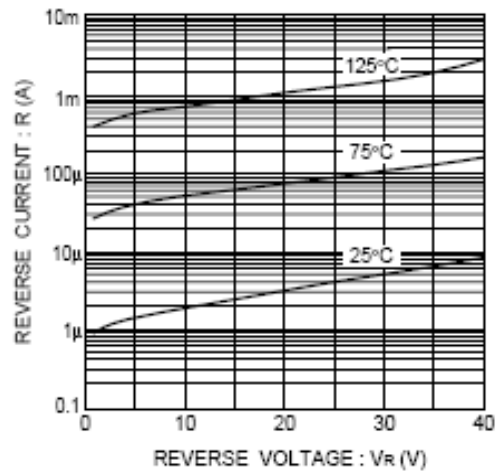
- Low Forward Voltage Drop
- Flat Lead SOD-123 Small Outline Plastic Package
- Surface Device Type Mounting
- RoHS Compliant
- Green EMC
- Matte Tin(Sn) Lead Finish
- Band Indicates Cathode
- Weight: approx. 0.01g

DEVICE MARKING CODES:

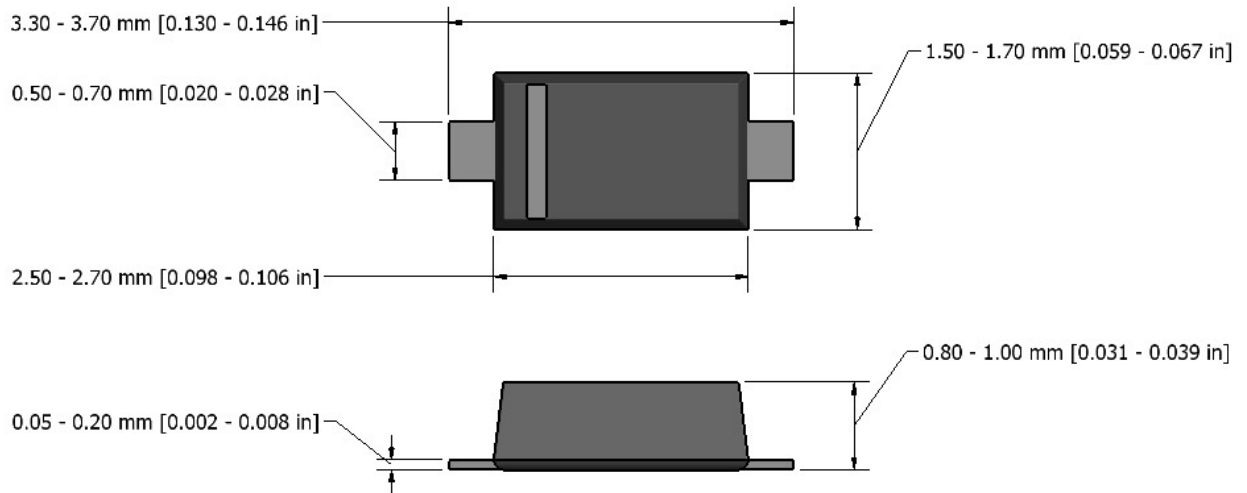
Device Type	Device Marking
SD103AW	S4
SD103BW	S5
SD103CW	S6

Electrical Characteristics $T_A = 25^\circ\text{C}$ unless otherwise noted

Symbol	Parameter	Test Condition	Limits			Unit
			Min	Typ	Max	
I_R	Reverse Leakage Current	SD103AW	$V_R=30\text{V}$	---	---	μA
		SD103BW	$V_R=20\text{V}$	---	5	
		SD103CW	$V_R=10\text{V}$	---	---	
V_F	Forward Voltage	$I_F=20\text{mA}$	---	---	0.37	Volts
		$I_F=200\text{mA}$	---	---	0.60	
C_t	Junction Capacitance	$V_R=0\text{V}$ $f=1\text{MHz}$	---	50	---	pF

Typical Characteristics

Figure 1. Forward Current Derating Curve

Figure 2. Total Capacitance

Figure 3. Forward Characteristics

Figure 4. Forward Characteristics

SOD-123 Package Outline



Note: Dimensions are exclusive of Burrs, Mold Flash & Tie Bar extrusions.

NOTICE

The information presented in this document is for reference only. Tak Cheong reserves the right to make changes without notice for the specification of the products displayed herein.

The product listed herein is designed to be used with ordinary electronic equipment or devices, and not designed to be used with equipment or devices which require high level of reliability and the malfunction of which would directly endanger human life (such as medical instruments, transportation equipment, aerospace machinery, nuclear-reactor controllers, fuel controllers and other safety devices), Tak Cheong Semiconductor Co., Ltd., or anyone on its behalf, assumes no responsibility or liability for any damages resulting from such improper use of sale.

This publication supersedes & replaces all information previously supplied. For additional information, please visit our website <http://www.takcheong.com>, or consult your nearest Tak Cheong's sales office for further assistance.