

500 mW DO-35 Hermetically Sealed Glass Zener Voltage Regulators



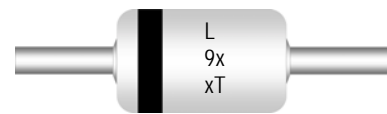
AXIAL LEAD
DO35

Absolute Maximum Ratings $T_A = 25^\circ\text{C}$ unless otherwise noted

Parameter	Value	Units
Power Dissipation	500	mW
Storage Temperature Range	-65 to +200	$^\circ\text{C}$
Operating Junction Temperature	+200	$^\circ\text{C}$

These ratings are limiting values above which the serviceability of the diode may be impaired.

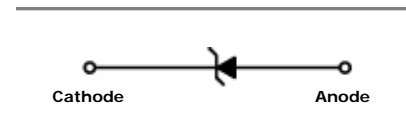
DEVICE MARKING DIAGRAM



L : Logo
 Device Code : TC1N9xxT
 Tolerance (T) : A = 10%
 B = 5%
 C = 2%
 D = 1%

Specification Features:

- Zener Voltage Range 6.8 to 56 Volts
- DO-35 Package (JEDEC)
- Through-Hole Device Type Mounting
- Hermetically Sealed Glass
- Compression Bonded Construction
- All External Surfaces Are Corrosion Resistant And Leads Are Readily Solderable
- RoHS Compliant
- Solder Hot Dip Tin (Sn) Lead Finish
- Cathode Indicated By Polarity Band



ELECTRICAL SYMBOL

Electrical Characteristics $T_A = 25^\circ\text{C}$ unless otherwise noted

Device Type	$V_Z @ I_{ZT}$ (Volts) Nominal	I_{ZT} (mA)	$Z_{ZT} @ I_{ZT}$ (Ω) Max	$Z_{ZK} @ I_{ZK} = 0.25\text{mA}$ (Ω) Max	$I_R @ V_R$ (μA) Max	V_R (Volts)
TC1N957B	6.8	18.5	4.5	700	150	5.2
TC1N958B	7.5	16.5	5.5	700	75	5.7
TC1N959B	8.2	15	6.5	700	50	6.2
TC1N960B	9.1	14	7.5	700	25	6.9
TC1N961B	10	12.5	8.5	700	10	7.6
TC1N962B	11	11.5	9.5	700	5	8.4
TC1N963B	12	10.5	11.5	700	5	9.1
TC1N964B	13	9.5	13	700	5	9.9
TC1N965B	15	8.5	16	700	5	11.4
TC1N966B	16	7.8	17	700	5	12.2
TC1N967B	18	7	21	750	5	13.7
TC1N968B	20	6.2	25	750	5	15.2
TC1N969B	22	5.6	29	750	5	16.7
TC1N970B	24	5.2	33	750	5	18.2
TC1N971B	27	4.6	41	750	5	20.6
TC1N972B	30	4.2	49	1000	5	22.8
TC1N973B	33	3.8	58	1000	5	25.1
TC1N974B	36	3.4	70	1000	5	27.4
TC1N975B	39	3.2	80	1000	5	29.7
TC1N976B	43	3	93	1500	5	32.7

Electrical Characteristics $T_A = 25^\circ\text{C}$ unless otherwise noted

Device Type	$V_Z @ I_{ZT}$ (Volts) Nominal	I_{ZT} (mA)	$Z_{ZT} @ I_{ZT}$ (Ω) Max	$Z_{ZK} @ I_{ZK} = 0.25\text{mA}$ (Ω) Max	$I_R @ V_R$ (μA) Max	V_R (Volts)
TC1N977B	47	2.7	105	1500	5	35.8
TC1N978B	51	2.5	125	1500	5	38.8
TC1N979B	56	2.2	150	2000	5	42.6

V_F Forward Voltage = 1.5 V Maximum @ $I_F = 200$ mA for all types

Notes:

1. TOLERANCE AND VOLTAGE DESIGNATION

The type numbers listed have zener voltage as shown and have a standard tolerance on the nominal zener voltage of $\pm 5\%$. Suffix A = $\pm 10\%$, Suffix C = $\pm 2\%$ and D = $\pm 1\%$.

2. SPECIALS AVAILABLE INCLUDE

Nominal zener voltages between the voltages shown and tighter voltage, for detailed information on price, availability and delivery, contact you nearest Tak Cheong representative.

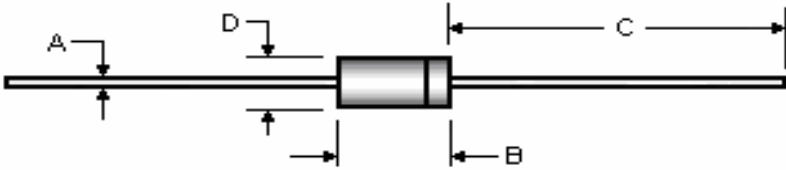
3. ZENER VOLTAGE (V_Z) MEASUREMENT

The zener voltage (V_Z) is tested under pulse condition. The measured V_Z is guaranteed to be within specification with device junction in thermal equilibrium.

4. ZENER IMPEDANCE (Z_Z) DERIVATION

Zener impedance is derived from the 60-cycle ac voltage, which results when an ac current having an RMS value equal to 10% of the dc zener current (I_{ZT}) is superimposed to I_{ZT} .

Package Outline

Package	Case Outline				
DO-35					
	DIM	DO-35			
		Millimeters		Inches	
		Min	Max	Min	Max
	A	0.46	0.55	0.018	0.022
	B	3.05	5.08	0.120	0.200
C	25.40	38.10	1.000	1.500	
D	1.53	2.28	0.060	0.090	


Notes:

1. All dimensions are within JEDEC standard.
2. DO35 polarity denoted by cathode band.

This datasheet presents technical data of Tak Cheong's Zener Diodes. Complete specifications for the individual devices are provided in the form of datasheets. A comprehensive Selector Guide is included to simplify the task of choosing the best set of components required for a specific application. For additional information, please visit our website <http://www.takcheong.com>.

Although information in this datasheet has been carefully checked, no responsibility for the inaccuracies can be assumed by Tak Cheong. Please consult your nearest Tak Cheong's sales office for further assistance.

Tak Cheong reserves the right to make changes without further notice to any products herein to further improve reliability, function or design, cost and productivity.

TAK CHEONG® and  are registered trademarks of Tak Cheong Electronics (Holdings) Co., Ltd.