
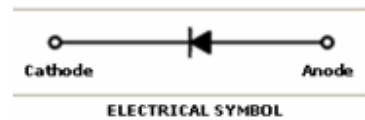


200mW SOD-323 SURFACE MOUNT
Small Outline Flat Lead Plastic Package
Fast Switching Schottky Barrier Diode

Green Product



SOD-323 Flat Lead



Absolute Maximum Ratings $T_A = 25^\circ\text{C}$ unless otherwise noted

Symbol	Parameter	Value	Units
P_D	Power Dissipation	200	mW
T_{STG}	Storage Temperature Range	-65 to +125	$^\circ\text{C}$
T_J	Operating Junction Temperature	+125	$^\circ\text{C}$
V_{RRM}	Repetitive Peak Reverse Voltage	30	V
V_R	Maximum DC Blocking Voltage	30	V
$I_{F(AV)}$	Average Forward Rectified Current	200	mA
I_{FSM}	Peak Forward Surge Current	4	A

These ratings are limiting values above which the serviceability of the diode may be impaired.

Specification Features:

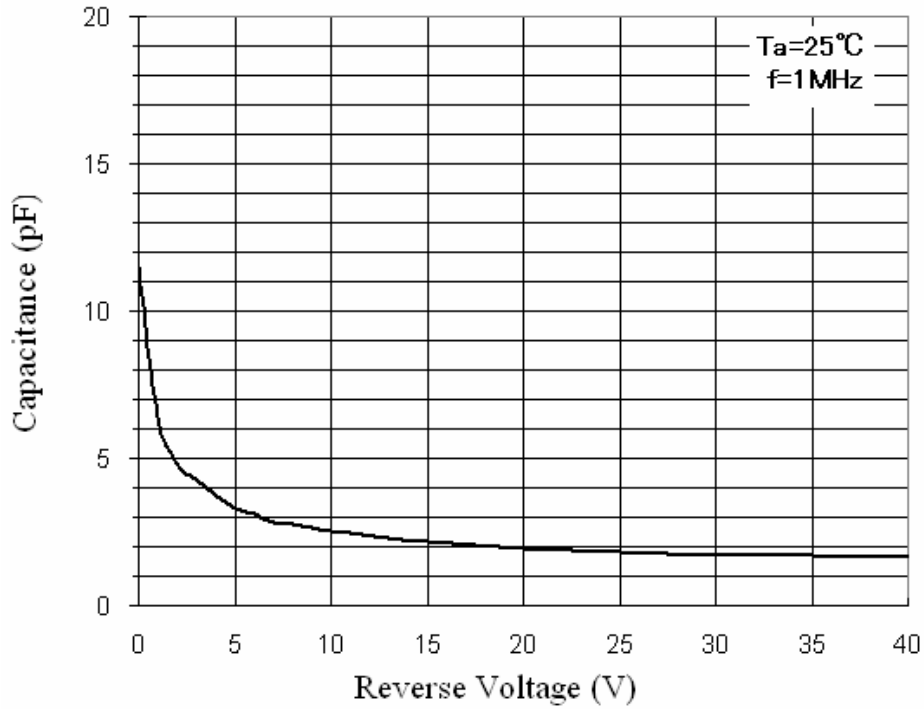
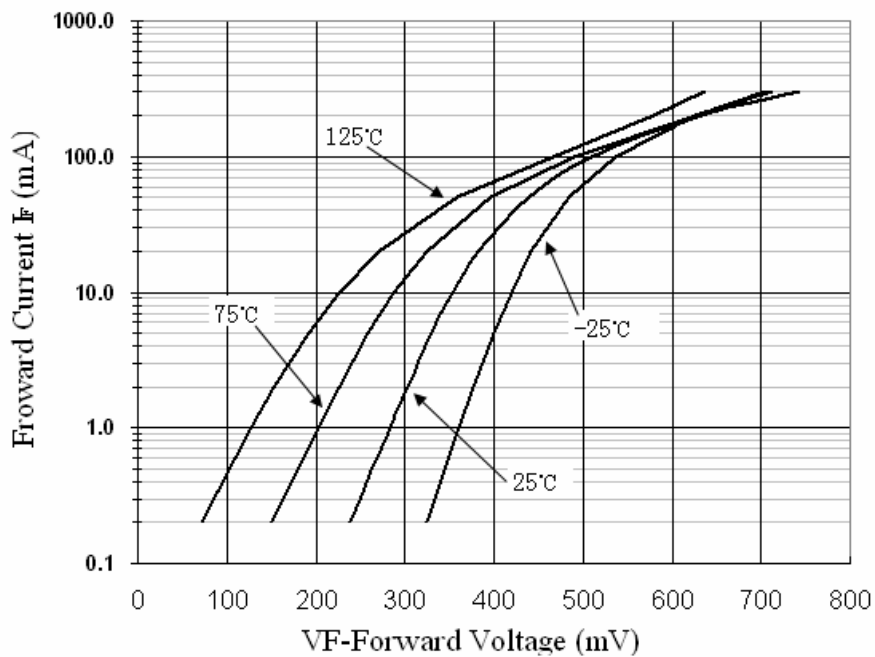
- Low Forward Voltage Drop
- Flat Lead SOD-323 Small Outline Plastic Package
- Surface Device Type Mounting
- RoHS Compliant
- Green EMC
- Matte Tin(Sn) Lead Finish
- Band Indicates Cathode

DEVICE MARKING CODE:

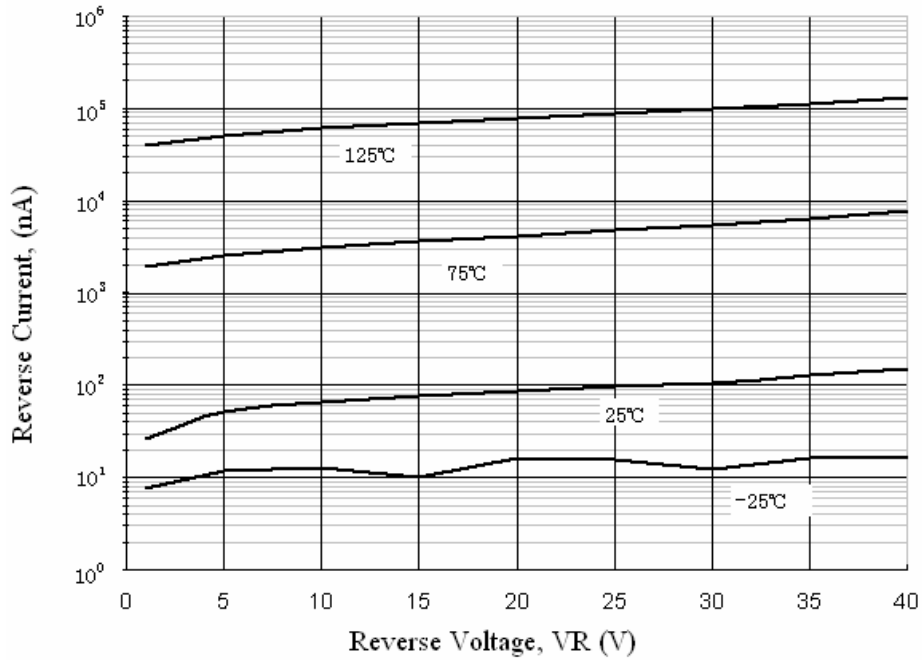
Device Type	Device Marking
BAT42WS	B1
BAT43WS	B2

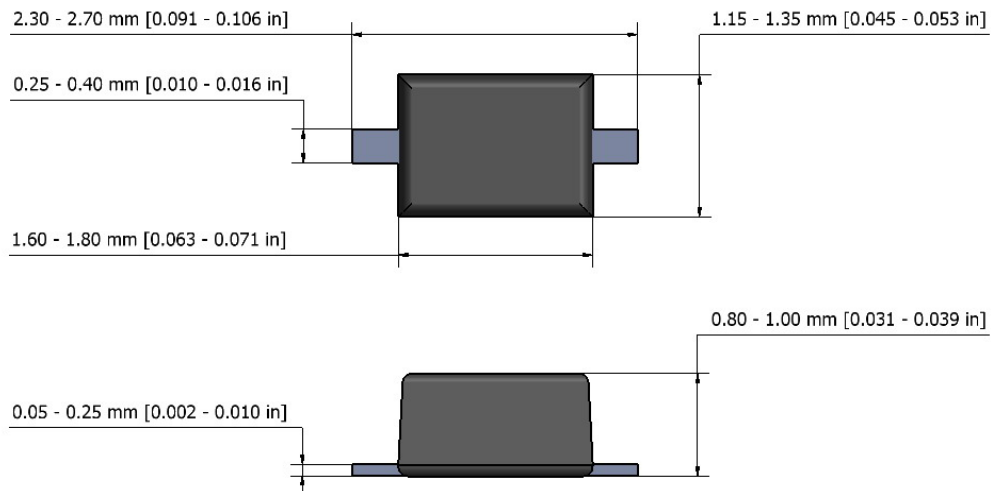
Electrical Characteristics $T_A = 25^\circ\text{C}$ unless otherwise noted

Symbol	Parameter	Test Condition	Limits		Unit
			Min	Max	
B_V	Breakdown Voltage	$I_R=100\mu\text{A}$	30		Volts
I_R	Reverse Leakage Current	$V_R=25\text{V}$		500	nA
V_F	Forward Voltage	BAT42 $I_F=10\text{mA}$	0.26	0.40	Volts
		$I_F=50\text{mA}$		0.65	
		BAT43 $I_F=2\text{mA}$		0.33	
		$I_F=15\text{mA}$		0.45	
		BAT42, BAT43 $I_F=200\text{mA}$		1.0	
T_{RR}	Reverse Recovery Time	$I_F=I_R=10\text{mA}$ $R_L=100\Omega$ $I_{RR}=1\text{mA}$	5 (Typical)		nS
C	Capacitance	$V_R=1\text{V}, f=1\text{MHz}$	7 (Typical)		pF

Typical Performance Characteristics
Total Capacitance

Forward Voltage vs Ambient Temperature


Reverse Current vs Reverse Voltage




SOD-323 Package Outline

NOTE: The above package outline is similar to JEITA SC-90.

This datasheet presents technical data of Tak Cheong's Schottky Diodes. Complete specifications for the individual devices are provided in the form of datasheets. A comprehensive Selector Guide is included to simplify the task of choosing the best set of components required for a specific application. For additional information, please visit our website <http://www.takcheong.com>.

Although information in this datasheet has been carefully checked, no responsibility for the inaccuracies can be assumed by Tak Cheong. Please consult your nearest Tak Cheong's sales office for further assistance.

Tak Cheong reserves the right to make changes without further notice to any products herein to further improve reliability, function or design, cost and productivity.

TAK CHEONG[®] and  are registered trademarks of Tak Cheong Electronics (Holdings) Co., Ltd.